



ಬೃಹತ್ ಬೆಂಗಳೂರು ಮಹಾನಗರ ಪಾಲಿಕೆ
Bruhat Bengaluru Mahanagara Palike



BBMP COVID-19 WAR ROOM 22.12.2022

BBMP / COVID-19 WAR ROOM / BULLETIN – 1004/ 22.12.2022 / #BBMPfightsCOVID19



OVERVIEW OF COVID-19 IN BENGALURU

CASE TRENDS ACTIVE CASES **1,224**

<u>Confirmed Cases</u>	<u>Recovered Cases</u>	<u>Death Cases</u>
15 18,76,545 #	13 18,58,330 #	0 16,991 #

HOSPITALIZATION **0**

<u>ICU – V</u>	<u>ICU</u>	<u>HDU</u>	<u>General</u>
-	-	-	0

INCLUDES GOVT. QUOTA AND PRIVATE WALK-IN HOSPITALIZATION

VACCINATION **406** 2,04,96,882 #

<u>First Dose</u>	<u>Second Dose</u>	<u>Precaution Dose</u>
45 96,79,977 #	42 94,84,653 #	319 13,32,252 #

TRIAGING

MTU
3

ACTIVE CZs

0

TESTING **1,059** 3,20,03,534 #

<u>Positivity : 1.45%</u>	<u>RAT</u>	<u>RTPCR</u>
<small>*FOR LAST 7 DAYS</small>	153	906

Tele Triage
9

Clusters (> 5 cases)
0

: indicates cumulative numbers till date



ABSTRACT OF COVID-19 SCENARIO IN BENGALURU


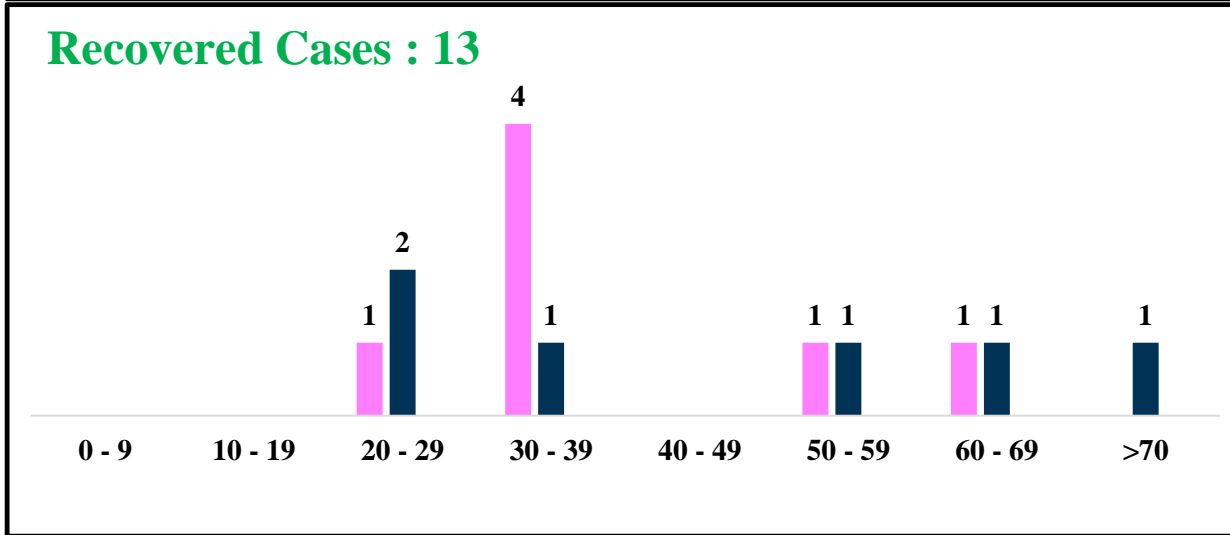
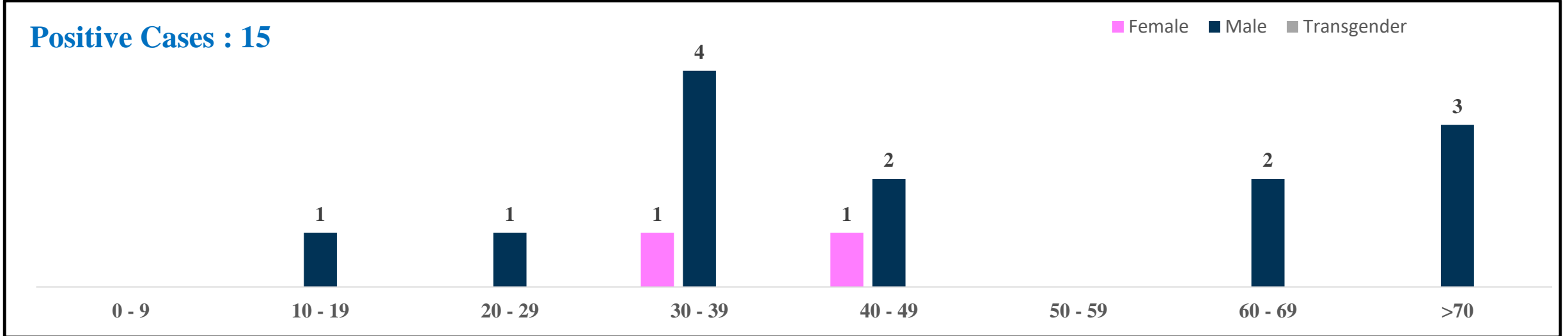


	MALE			FEMALE			TRANSGENDER			TOTAL		
	Last 24 Hours	Last 7 Days	Cumulative	Last 24 Hours	Last 7 Days	Cumulative	Last 24 Hours	Last 7 Days	Cumulative	Last 24 Hours	Last 7 Days	Cumulative
Positive Cases	13	41	11,06,520	2	38	7,69,829	0	0	196	15	79	18,76,545
Recovered Cases	6	123	10,94,024	7	83	7,64,119	0	0	187	13	206	18,58,330
Death Cases	0	0	10,761	0	0	6,226	0	0	4	0	0	16,991
Total Tests Done	In Last 24 hrs. : 1,059			In last 7 days : 6,487			Cumulative : 3,20,03,534					
Vaccine Doses Administered	In Last 24 hrs. : 406			In last 7 days : 1,676			Cumulative : 2,04,96,882					
ACTIVE CASES									1,224			

*Covid deaths occurred today : 00 | Covid deaths occurred beyond last 24hrs., reported today : 00



LAST 24 HOURS AGE GROUP AND GENDER WISE DISTRIBUTION

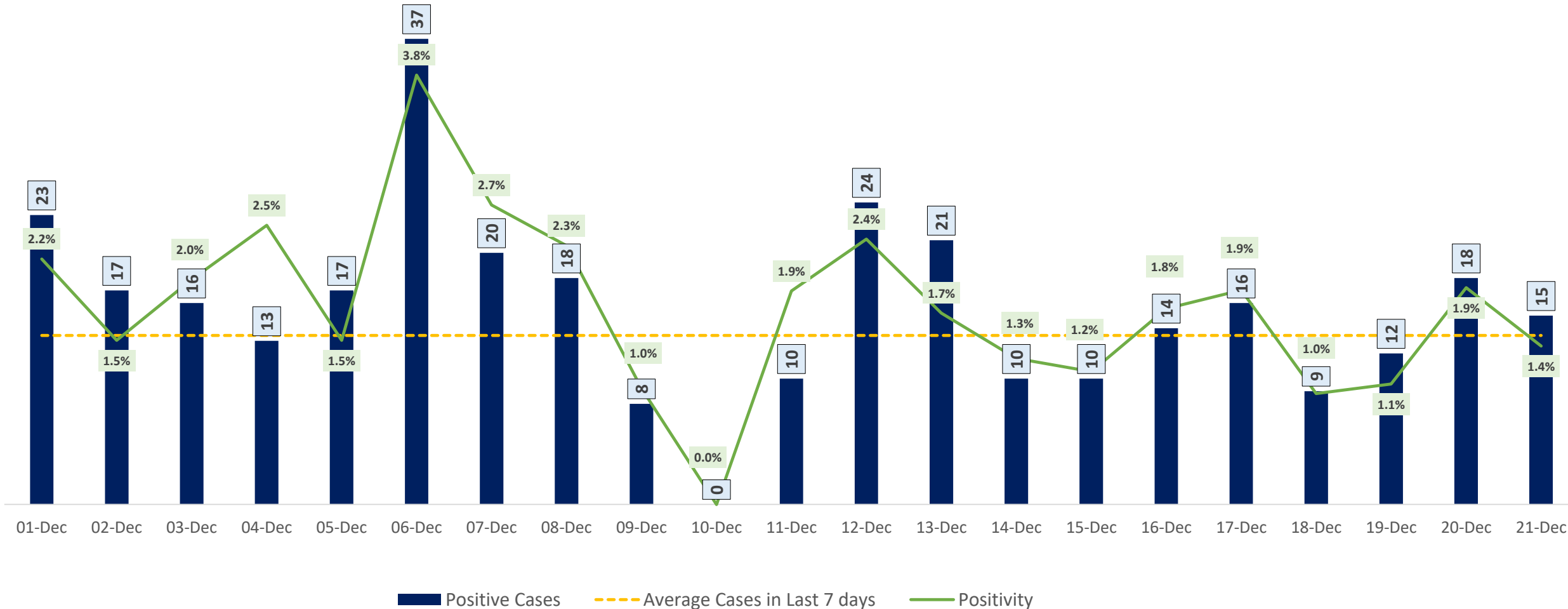




POSITIVITY RATE OF BENGALURU – LAST 21 DAYS



Average Cases in Last 7 days : 13

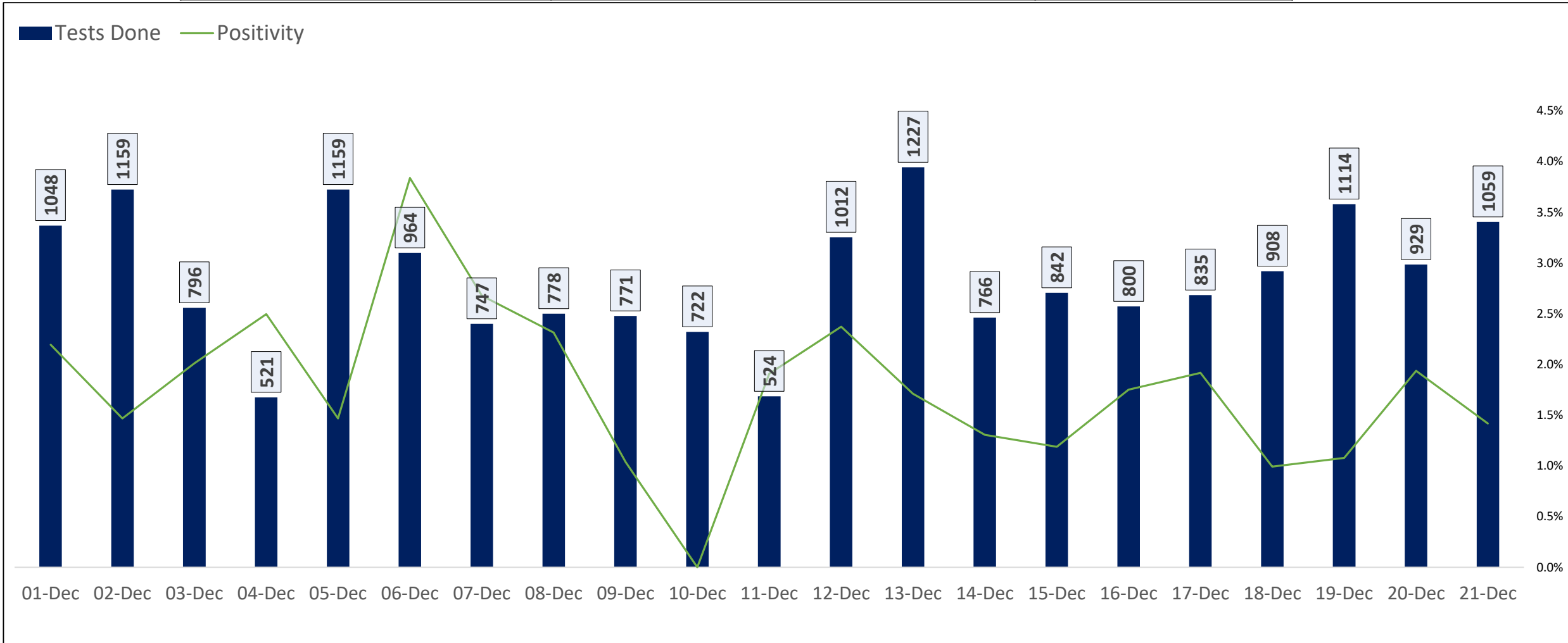




TESTING TRENDS IN BENGALURU

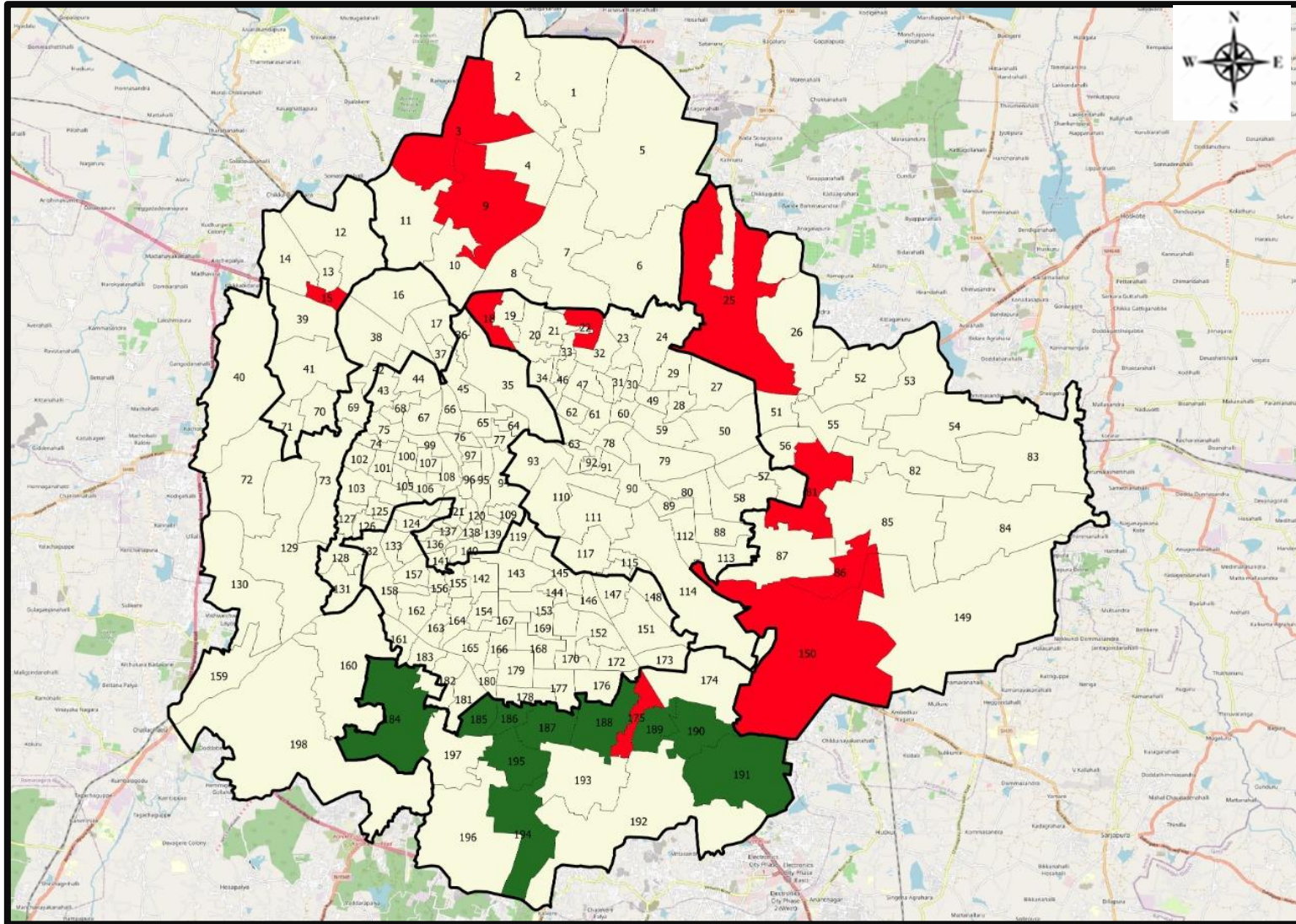


Total Test Conducted Till Date	Test Conducted Last 24 hours	Last 7 Days Average
3,20,03,534	1,059	927





BENGALURU URBAN MAP SHOWING TREND OF POSITIVE CASES IN LAST 7 DAYS



Top 10 wards reporting highest number of positive cases in last 10 days

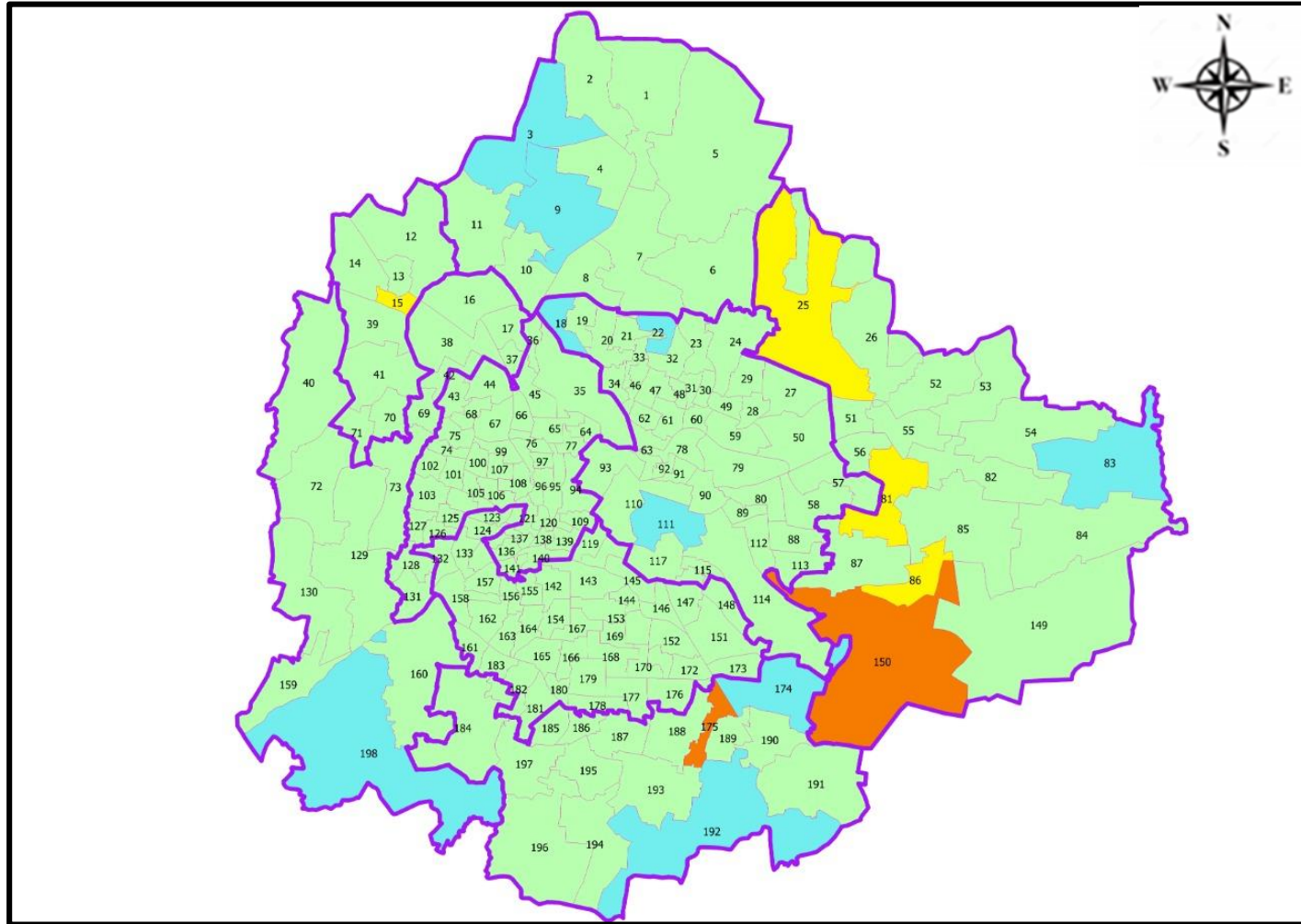
Ward No.	Ward Name	Daily Cases Average
150	Bellanduru	2
175	Bommanahalli	1
15	T Dasarahalli	1
25	Horamavu	1
81	Vijnana Nagar	1
86	Marattahalli	1
3	Atturu	1
9	Vidyaranyaपुरa	1
18	Radhakrishna Temple	1
22	Vishwanatha Nagenahalli	1







Top 10 wards reporting least number of positive cases in last 7 days

Ward No.	Ward Name	Daily Cases Average
195	Konanakunte	0
194	Gottigere	0
191	Singasandra	0
190	Mangammanapalya	0
189	Hongasandra	0
188	Bilekhali	0
187	Puttenahalli	0
186	Jaraganahalli	0
185	Yelchenahalli	0
184	Uttarahalli	0



BENGALURU MAP SHOWING INTENSITY OF POSITIVE CASES IN LAST 7 DAYS



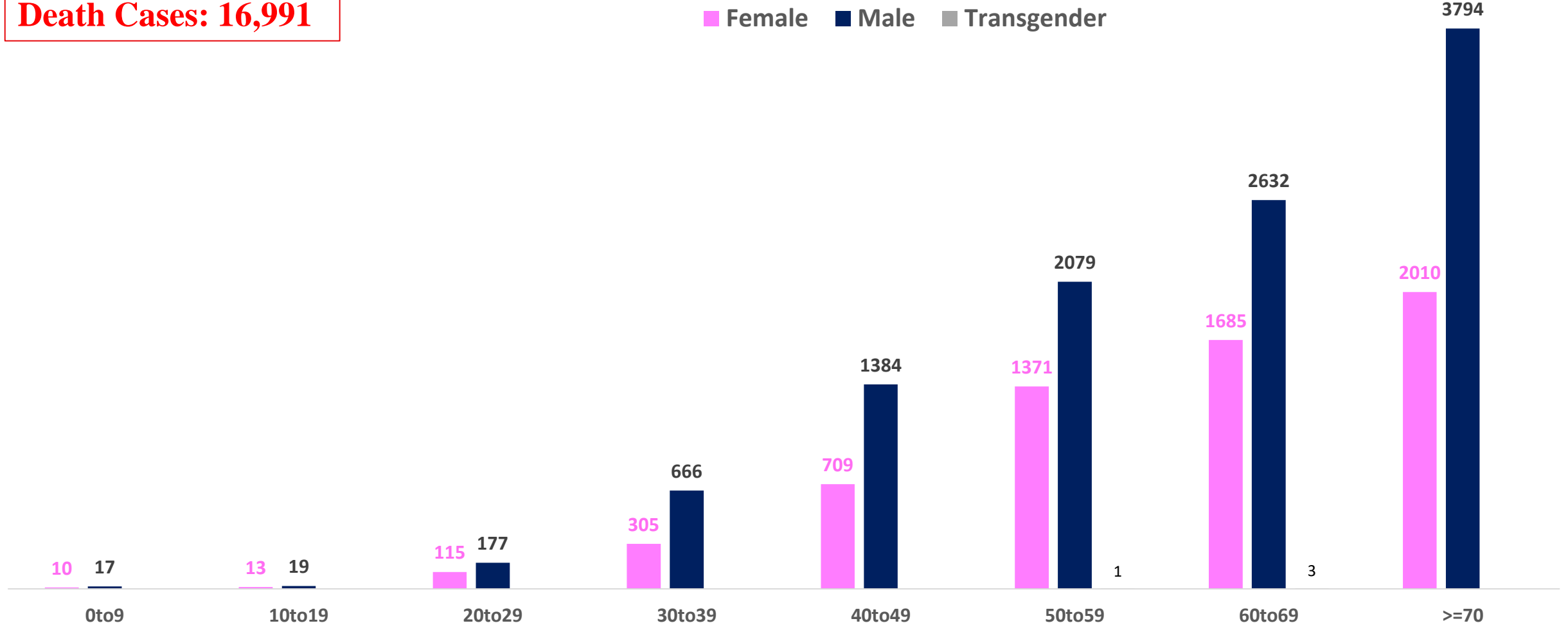
-  **Level 1 : 0 to 1 Cases**
-  **Level 2 : 1 to 3 Cases**
-  **Level 3 : 3 to 5 Cases**
-  **Level 4 : 5 to 10 Cases**
-  **Level 5 : More than 10 Cases**
-  **Zone Boundaries**



AGE AND GENDER WISE DISTRIBUTION OF DEATH CASES



Death Cases: 16,991





VACCINATION COVERAGE AS ON 21.12.2022



Total Doses Administered

2,04,96,882

▲ 406

Total 12-14 years Population : 2.82 Lakhs

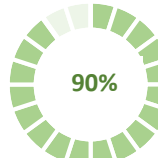
1ST DOSE



2,96,814
Doses administered

▲ 3

2ND DOSE

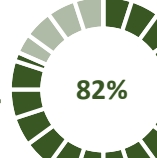


2,53,975
Doses administered

▲ 4

Total 15-18 years Population : 4.42 Lakhs

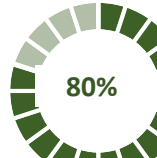
1ST DOSE



3,60,440
Doses administered

▲ 5

2ND DOSE

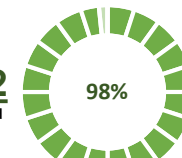


3,52,862
Doses administered

▲ 4

Total adult Population : 91.7 Lakhs

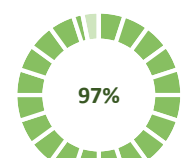
1ST DOSE



90,22,723
Doses administered

▲ 37

2ND DOSE



88,77,816
Doses administered

▲ 36

Priority Group*

Health Care Workers

Dose 1

2,10,407

Doses administered

▲ 0

Dose 2

2,07,191

Doses administered

▲ 0

Frontline Workers

Dose 1

3,82,016

Doses administered

▲ 0

Dose 2

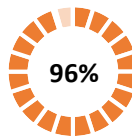
3,73,497

Doses administered

▲ 0

45 – 59 Years Coverage

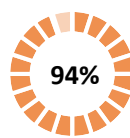
Dose 1



16,96,217
Doses administered

▲ 4

Dose 2

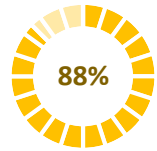


16,75,435
Doses administered

▲ 2

18 - 44 Years Coverage

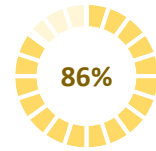
Dose 1



57,53,189
Doses administered

▲ 30

Dose 2



56,55,711
Doses administered

▲ 32

60 + Years Coverage

Dose 1



9,80,894
Doses administered

▲ 3

Dose 2



9,65,982
Doses administered

▲ 2

PRECAUTION DOSE



13,32,252

Doses administered

▲ 319

PRECAUTION DOSES ADMINISTERED

Health Care Workers

96,840

Booster Doses administered

▲ 6

Front Line Workers

1,40,862

Booster Doses administered

▲ 15

60 + Years Coverage

3,92,107

Booster Doses administered

▲ 23

18 + Years Coverage

7,02,443

Booster Doses administered

▲ 275

▲ indicates the increase in last 24 hours



COVID-19 SCENARIO IN BENGALURU AND OTHER METROPOLITIAN CITIES



CITY NAME	Positive Cases	Active Cases	Recovered	Deceased	Vaccine Doses Administered
New Delhi	20,07,097	31	19,80,547	26,519	3,73,17,328
Bengaluru*	18,76,545	1,224	18,58,330	16,991	2,37,78,980
Mumbai	11,54,134	36	11,34,353	19,745	2,21,34,555
Chennai	7,93,156	13	7,84,072	9,071	1,13,96,462

Source : <https://dashboard.cowin.gov.in/> at 5:00pm (22.12.2022)
Source : <https://www.covid19bharat.org/> at 5:00pm (22.12.2022)

*includes BBMP & Bengaluru Urban



SNAPSHOT OF COVID-19 CASES IN BENGALURU URBAN



**Total Wards With
0 Cases* :
152**

**Tests Conducted
on 21.12.2022:
1,059**

**Recovery
Rate*:
99.03%**

**Total
Active Cases :
1,224**

**Total Vaccinated
on 21.12.2022:
406**

**Positivity
Rate* :
1.45%**

**Active
Rate*:
0.07%**

**Case
Fatality Rate* :
0.00%**





*Total positive cases In the past 7 days

*CFR and positivity is for Past 7 days



ಬೃಹತ್ ಬೆಂಗಳೂರು ಮಹಾನಗರ ಪಾಲಿಕೆ
Bruhat Bengaluru Mahanagara Palike



Download BBMP Bulletin	https://apps.bbmpgov.in/covid19/mediabulletin.php
To register for vaccination :	https://selfregistration.cowin.gov.in/
BBMP COVID19 Dashboard:	https://apps.bbmpgov.in/covid19/
Follow us on:	 www.facebook.com/bbmp.comm1/
	 twitter.com/BBMPCOMM
	  BBMPSplHealth

Issued by:

Honorable Chief Commissioner, BBMP
Special Commissioner Health & IT, BBMP
MD, Bengaluru Smart City Limited

THANK YOU !


ಬೃಹತ್ ಬೆಂಗಳೂರು ಮಹಾನಗರ ಪಾಲಿಕೆ
Bruhat Bengaluru Mahanagara Palike

Stay Safe from COVID-19 Virus

 **Wear Mask**

Wash Hands Regularly 

 **Maintain Social Distance**

Get Vaccinated 

For more information around COVID-19 call the BBMP helpline number 1533

